

CONCEALED FLUSHING CISTERN 9012

Article number:

195907

EAN-Code:

3838912158505

A demonstrated, dependable, and well-established concealed cistern model featuring a diverse range of flushing plates for both mechanical and electronic flushing activation.



INSTALLATION METHOD

For pre-wall or solid wall mounting

PROPERTIES

- Concealed flushing cistern 9012
- Frontal flushing, dual flushing (3/6 l)
- Adjustable flushing volume (large quantity of water 6/9 l, small quantity of water 3/4,5 l)
- Water connection possibility in two positions
- Fully insulated against condensation

SPECIAL FEATURES

Silent mechanical filling valve (noise emission class 1 ISO 3822)

PRODUCT CONTAINS

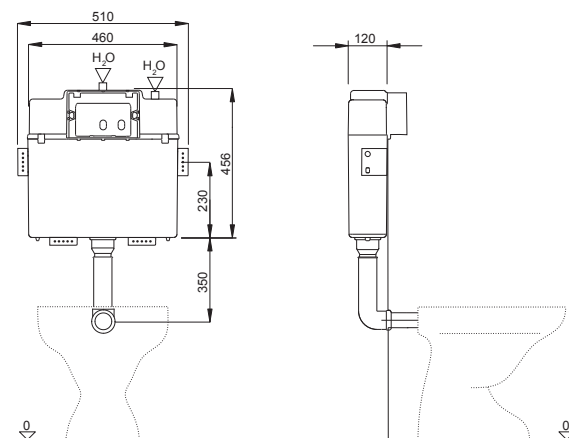
- Concealed flushing cistern with a pre-mounted angle valve – top right
- Water connection G 1/2
- Flushing pipe L = 300 mm
- Construction grid

PACKING

Pallet: 36 Pcs




Option: Installation of Celestine, IR flushing plate




FLUSHING PLATES

RUBY



Glass - White



Glass - Pergamon



Glass - Green



Wood - Zebrano



Plastic - White



Plastic - Black



Frame without filler

ZIRCON



Glass - White



Glass - Pergamon




Glass - Green



Wood - Wenge



Wood - Zebrano



Plastic - White



Plastic - Black



Frame without filler

SELENITE DUO



White



Matt chrome



Gloss chrome



Gold



Matt black

OVATE DUO

TUNE



White



Matt chrome



Gloss chrome

KEY



White



Matt chrome



Gloss chrome

APLITE DUO



White



Matt chrome



Gloss chrome

DOTS DUO



Gold



Matt black

BEAT



White

TEMPO



White

CIRCLE



Glass - White/Gold



Glass - Black/Gold



Glass - Matt black

CARO



Glass - White/Gold



Glass - Black/Gold



Glass - Matt black

CELESTINE



IR senso